

polytec

ALUMINIUM

polytec

www.polytec.com.au

p 1300 300 547

ISSUE: 07j



ALFRESCO & ALUMINIUM

framed doors

PROUDLY
SUPPORTING



Find your local supporting cabinet maker
www.polytec.com.au/mcgrath-foundation

polytec offer an express sample service.

Visit www.polytec.com.au to order your free sample.



Doors in **ALFRESCO** 2mm/55mm Black Anodised frame with Empire Oak Woodmatt inserts.

ALFRESCO & ALUMINIUM framed doors

polytec's Aluminium framed doors and Alfresco range offer a contemporary design element for your space. To create a feature within your home, you can apply **polytec**'s Aluminium framed doors. With a variety of different frame profiles available, along with colours, finishes, and range of frame inserts, the design possibilities are endless.

A choice of various frame profiles in Brushed Black Anodised, Brushed Stainless, and Satin Aluminium finishes, allows coordination with your appliances within your project. The glass inserts provide both translucent or reflective finishes from an array of clear, etched, fluted, mirrored glass inserts, and more, each offering a different aesthetic depending on your design style.

polytec's Alfresco range is designed to transform an outdoor cooking and casual dining space into a functional, practical, and legitimate additional room. Fulfilling the growing trend of having a fully equipped, covered outdoor kitchen. In essence, the same quality cabinetry and aesthetic from the neighbouring indoor kitchen can be seamlessly carried through to the outdoors – extending the liveability and usability of all spaces.

Alfresco doors are hardy and water-resistant. Choose from either sleek Brushed Grey or a Black Anodised Aluminium frame finish to coordinate with appliances, barbeques, or to create a modern black framed look. You can also choose from an array of 5mm Compact laminate inserts.


Compact laminate is totally impervious to water and has a beautiful appearance with outstanding stain and wear resistance. The 5mm Compact laminate inserts are made from a high impact material, which will stay in great shape for many years.

Both **polytec**'s Aluminium framed doors and Alfresco range are easy to clean, stain resistant, made-to-order, and Australian Made, with a seven-year limited warranty on residential and commercial applications.



Doors in **ALFRESCO** 2mm/55mm Black Anodised frame with Cinder Matt inserts.
 Internal kitchen overhead cupboard doors and shelving in **DECORATIVE** 16mm Notoia Walnut Woodmatt.
 Internal kitchen doors and panels in **DECORATIVE** 18mm Cinder Venette.

Alfresco frames



Doors in **ALFRESCO** 2mm/55mm Black Anodised frame with Stone Grey Matt inserts.


Alfresco inserts / solid, timberprint & stone




Available finishes **M** = Matt **T** = Texture **G** = Gloss **V** = Venette

polytec swatches and samples represent a small area of the overall colour structure. To view the large colour sample, visit www.polytec.com.au.
Dark coloured surfaces will show fingerprints and require more care and maintenance than lighter coloured surfaces. It is recommended to test a product sample prior to colour selection.


glass inserts



Smokey Grey Mirror Starphire Black



Mirror Starphire White



Clear Glass^ Frosted Glass^



Fluted# Glass^

^Hinges will be visible with transparent glass.
#Only available with 23mm and 42mm Aluminium Frames.



Overhead doors in **ALUMINIUM** 2mm/55mm Black Anodised frame
with Mirror glass inserts.
Benchtop and splashback in **LAMINATE** Tunisia Stone Matera.
Shelving in **MELAMINE** Black Matt.
Bevel Edge doors and drawers in **DECORATIVE** 18mm Cinder Venette
with Bronze Leaf Matt rails.

Aluminium frames



42mm Brushed Black Anodised frame 42mm Brushed Stainless frame 42mm Satin Aluminium frame



23mm Brushed Black Anodised frame 23mm Brushed Stainless frame



2mm/55mm Black Anodised frame* 2mm/55mm Brushed Grey frame*



1mm Black Anodised frame* 1mm Polished Profile frame*

*Only available with Mirror, Starphire White, Starphire Black and Smokey Grey Mirror glass inserts.

Doors in **ALFRESCO** 2mm/55mm Black Anodised frame with Notaio Walnut Woodmatt inserts.



ENVIRONMENT & SUSTAINABILITY

At **polytec**, sustainability is ingrained in the core of our business operations, products, and work practices. Our continual dedication to improving and appropriately managing the environmental impact of our products involves our commitment to steadfastly reducing our carbon footprint, minimising waste, optimising energy efficiency and integrating ethically sourced materials into our product ranges.

Our MDF and Particleboard are manufactured from managed and renewable plantation pine that has been Green Tag, Responsible Wood and PEFC certified. All **polytec** board products are manufactured from E0 or E1 substrates, with particleboard now made from a percentage of recycled wood material.

In our pursuit of responsible waste management, we implement various recycling programs encompassing aluminium, metals, used oils, and timber waste, which is repurposed into packaging, particleboard, and energy. We actively engage with local government environmental initiatives, subject ourselves to voluntary audits, and uphold our internal Energy and Carbon Management Policy (ECM), aligned with the Australian Government’s Energy Efficiency Opportunities (EEO) program.

Our network of national facilities boasts over 53,000 solar panels, generating 15,238,000 kWh of renewable energy — equivalent to planting 7,377 trees and preventing the emission of 11,000 tonnes of CO2. The Oberon facility is Australia’s largest rooftop solar system, with 27,000 panels spread across 8 hectares of rooftop.

In our ongoing commitment to sustainability, **polytec** continues to refine and enhance our practices to contribute to the establishment of a circular economy, fostering a better future for all.

polytec doors, panels and benchtops are certified Australian Made & Owned.

CARE & MAINTENANCE

polytec Aluminium framed doors are manufactured from the highest quality materials and designed to provide years of trouble free service. Whilst your doors are made from the highest quality anodised aluminium extrusion, care should be taken to wipe up spills immediately.

The surface of **polytec**’s Compact laminate is made from a stain-resistant melamine based resin. The toughness and high impermeability of this surface means that **polytec**’s Compact laminate should require no more than wiping with a soft cloth, dampened with plain water or a mild household detergent mix to remove all common household spills. **polytec** Alfresco doors should always be installed in an undercover application and should not be exposed to direct sunlight or consistent environmental forces that could affect the product.

polytec doors should be cleaned by wiping down with a damp soft cloth and warm soapy water. Followed by drying using a soft or microfibre cloth so as not to leave any residue on the door or panel For more stubborn stains use a mild household cleaning spray. Always ensure you refer to the recommendations provided by the manufacturer of the cleaning product before use.

By following these simple steps you should retain a beautiful kitchen surface for many years.

Visit www.polytec.com.au for specific care and cleaning information. Darker colours will show superficial wear and tear more readily than lighter coloured surfaces and require more care and maintenance.

IMPORTANT

Darker colours will show superficial wear and tear more readily than lighter coloured surfaces and require more care and maintenance.

The colours and details shown in this brochure are to the highest standards in printing. However, they should only be used as an indication of actual product colour. To order your free colour sample visit www.polytec.com.au.

polytec swatches and samples represent a small area of the overall colour structure, to view a large colour sample or a full sheet design, visit www.polytec.com.au.

The use of our current samples gives the colour and finish that a customer would expect to receive. Samples are provided for colour and finish selection and **polytec** recommend testing a sample for fingerprint resistance and ease of cleaning. **polytec** does not guarantee exact colour matches across product ranges due to colour variation in each product group.

COMPLEMENTARY RANGES

- DECORATIVE** 18mm doors & panels
- DECORATIVE** 16mm doors & panels
- XENOLITH** premium solid coloured core
- STECCAWOOD** prefinished decorative battens
- THERMOLAMINATED** doors & panels
- BENCHTOPS** framed doors
- WARDROBE** range
- 35mm **ARCHITECTURAL** doors

COVER IMAGE: Overhead cupboard doors in **ALUMINIUM** 23mm Black Brushed Anodised frame with Fluted Glass inserts.
THERMOLAMINATED Hampton doors, drawers and panels in Tempest Woodgrain.