

Bevel Edge doors

polytec's Bevel Edge profile provides a sleek, seamless looking door reflecting the current kitchen trends by giving a modern, minimalistic appearance without any handle hardware interruption. This will allow for the beauty of the selected finish to be the focus of the kitchen.



Cross Cut Grain
Boston Oak doors are also available with an optional end grain matching, giving the appearance of a cross cut grain.

COVER IMAGE: Bevel Edge doors in **DECORATIVE** 16mm Florentine Walnute Woodmatt.
Doors in **DECORATIVE** 16mm Empire Oak Woodmatt.

Createc and Venette are a painted product and as with many painted materials, a slight odour may occur when fresh, or if not permitted to air. The products comply with Green Building Council of Australia. Green Star Design & As Built V1.3 – 131.2B & 13.2. Green Star Interiors V1.3 – 121.2B for emission of VOCs.

Dark coloured surfaces will show fingerprints and require more care and maintenance than lighter coloured surfaces. It is recommended to test a product sample prior to colour selection. **polytec** swatches and samples represent a small area of the overall colour structure. To view the large colour sample, visit www.polytec.com.au.

The colours and details shown in this brochure are to the highest standards in printing. However, they should only be used as an indication of actual product colour. To order your free colour sample visit www.polytec.com.au.

The use of our current samples gives the colour and finish that a customer would expect to receive. Samples are provided for colour and finish selection and **polytec** recommend testing a sample for fingerprint resistance and ease of cleaning. **polytec** does not guarantee exact colour matches across product ranges due to colour variation in each product group.


Visit www.polytec.com.au for specific care and cleaning information.

Bevel Edge
doors



polytec
www.polytec.com.au
p 1300 300 547

polytec

New Ultra White	c	Ultra White	v	Blossom White	v	Topiary	v				
	Cavia Lini	c		Avion Grey	v		Nouveau Grey	v		Oasis	v
	Cinder	c		Canterbury Grey	v		Forage	v		Ferro	v
	Black Wenge	c		Arabica	v		Cinder	v		Habitat	v
	Jamaican Walnut	c		Black Wenge	v		Botanic	v		Adriatic	v
				Black	v		Oxford	v	<p>polytec swatches and samples represent a small area of the overall colour structure. To view the large colour sample, visit www.polytec.com.au. Dark coloured surfaces will show fingerprints and require more care and maintenance than lighter coloured surfaces. It is recommended to test a product sample prior to colour selection.</p>		

Available finishes **C** = Createc **V** = Venette



The image displays a grid of 24 color swatches from the Polytec Colour Collection, arranged in 4 rows and 6 columns. Each swatch is labeled with its name and a code (L, Ug, Um).

Row	Column	Color Name	Code
1	1	Crisp White	L
1	2	Bone White	L
1	3	Bleached Walnut	L
1	4	Arctic Ice	Ug
1	5	White	Um
1	6	Jasmine	Um
2	1	White Cement	L
2	2	Papyrus	L
2	3	Soft Walnut	L
2	4	Pearl Metallic	Ug
2	5	Sterling	Um
2	6	Pewter Metallic	Um
3	1	Silk	L
3	2	Montage	L
3	3	Drifted Oak	L
3	4	Superior White	Ug
3	5	Mink	Um
3	6	Mineral Metallic	Um
4	1	Grey Cement	L
4	2	Castel	L
4	3	Maison Oak	L
4	4	Cream	Ug
4	5	Lava	Um
4	6	Obsidian Metallic	Um
5	1	Bespoke	L
5	2	Serene	L
5	3	Royal Oyster	Ug
5	4	Black	Um
5	5	Navy	Um
6	1	Cloudy Grey	Ug
6	2	Evergreen	Um







polytec swatches and samples represent a small area of the overall colour structure. To view the large colour sample, visit www.polytec.com.au. Dark coloured surfaces will show fingerprints and require more care and maintenance than lighter coloured surfaces. It is recommended to test a product sample prior to colour selection.

Available finishes **L** = Legato **Ug** = Ultraglaze **Um** = Ultramatt

 Blossom White R	 Bleached Walnut R	 Soft Walnut R	 Distressed Wood R
 Gossamer White R	 Drifted Oak R	 Natural Oak R	 Satra Wood R
 Greige R	 Tessuto Milan R	 Sepia Oak R	 Notaio Walnut R
 Avion Grey R	 Maison Oak R	 Artisan Oak R	<p>polytec swatches and samples represent a small area of the overall colour structure. To view the large colour sample, visit www.polytec.com.au. Dark coloured surfaces will show fingerprints and require more care and maintenance than lighter coloured surfaces. It is recommended to test a product sample prior to colour selection.</p>
 Elemental Grey R	 Maroso Milan R	 Café Oak R	
 Canterbury Grey R	 Char Oak R	 Black Wenge R	







Available finishes **R** = Ravine







 Danish Rattan Wm	 Swiss Rattan Wm	 Batten Oak Wm
<p>Vanity bevel Edge drawers and shelving in DECORATIVE 16mm Notaio Walnut Woodmatt.</p> 		







 Blossom White Wm
 Silk Wm
 Bespoke Wm
 Serene Wm
 Cinder Wm
 Black Wm







Available finishes **Wm** = Woodmatt













 Quartiera Maple Wm	 Natural Ply Wm
 Ligurian Walnut Wm	 Coastal Oak Wm
 Angora Oak Wm	 Casentino Beech Wm
 Palomera Oak Wm	 Antico Oak Wm
 Arcadia Oak Wm	 Havana Oak Wm
<p>polytec swatches and samples represent a small area of the overall colour structure.</p> <p>To view the large colour sample, visit www.polytec.com.au. Dark coloured surfaces will show fingerprints and require more care and maintenance than lighter coloured surfaces. It is recommended to test a product sample prior to colour selection.</p>	
 Empire Oak Wm	

 Nordic Oak Wm
 Coastal Oak Wm
 Casentino Beech Wm
 Antico Oak Wm
 Bottega Oak Wm
 Empire Oak Wm

 Palace Teak Wm
 Plantation Ash Wm
 Tasmanian Oak Wm
 Notaio Walnut Wm
 Havanna Oak Wm
 Estella Oak Wm

 Blonde Oak Wm
 Prime Oak Wm
 Florentine Walnut Wm
 Rojo Walnut Wm
 Perugian Walnut Wm
 Black Ply Wm

 Laurel Oak Wm
 Botany Oak Wm
 Manor Oak Wm
 Bronzed Oak Wm
 Rubra Oak Wm
 Blackened Oak Wm

 Blonde Oak Wm	 Laurel Oak Wm
 Ecrú Oak Wm	 Botany Oak Wm
 Boston Oak Wm	 Manor Oak Wm
 Hazel Oak Wm	 Bronzed Oak Wm
 Society Oak Wm	 Rubra Oak Wm
 District Oak Wm	 Blackened Oak Wm

Available finishes **Wm** = Woodmatt

Smooth

Matt, Sheen

 Aston White Sm	 Gossamer White Sm	 Verdelho Sm	 Polar White M, S	 Classic White M, S	 Blossom White M, S	 White Mist M
 Pallido Sm	 Elemental Grey Sm	 Agave Sm	 Alabaster M, S	 White Cotton M	 Parchment M	 Antique M
 Topiary Sm	 Oasis Sm	 Mercurio Grey Sm	 Porcelain M, S	 Husk M	 Café Cream M	 Soft Walnut M
 Forage Sm	 Botanic Sm	 Adriatic Sm	 Pure gold Leaf M	 Light Brass Leaf M	 Natural Oak M	 Tuross Oak M
 Arabica Sm	 Onyx Figured-Wood Sm	 Habitat Sm	 Notaio Walnut M	 Copper Leaf M	 Rose Gold Leaf M	 Tasmanian Oak M
 Sienna Figured-Wood Sm	 Ochre Figured-Wood Sm	<p>polytec swatches and samples represent a small area of the overall colour structure. To view the large colour sample, visit www.polytec.com.au. Dark coloured surfaces will show fingerprints and require more care and maintenance than lighter coloured surfaces. It is recommended to test a product sample prior to colour selection.</p>				
		 Belgian Oak M	 Jamaican Walnut M	 Bronze Gold Leaf M	 Prime Oak M	

Available finishes **Sm** = Smooth **M** = Matt **S** = Sheen

Matt, Sheen

The image displays a grid of 28 color and texture swatches for Polytec products, arranged in 7 rows and 4 columns. Each swatch is labeled with a name and a code (M, S, or M, S).

Whitewood M	Marni Lini M	Oyster Grey M	Nickel M	Platinum Leaf M	Feldspar Shimmer M	Oxford M
Amaro M, S	Avion Grey M	Nouveau Grey M	Titanium M	Empire Oak M	Cavia Lini M, S	
Moss Grey M, S	Greige M	Stone Grey M, S	Canterbury Grey M	Graphite M	Shannon Oak M	
Malt M	Marina Grey M	Strata Grey M	Char Oak M	Ferro M	Black Wenge M	
Gesso Lini M	Taupe M	Rocco Lini M	Truffle Lini M	Cinder M	Black M	
Maison Oak M	Tessuto Milan M	Artisan Oak M	Combat Teak M	<p>polytec swatches and samples represent a small area of the overall colour structure.</p> <p>To view the large colour sample, visit www.polytec.com.au. Dark coloured surfaces will show fingerprints and require more care and maintenance than lighter coloured surfaces. It is recommended to test a product sample prior to colour selection.</p>		

Available finishes **M** = Matt **S** = Sheen