

polytec

DECORATIVE

PROUDLY
SUPPORTING



Find your local supporting cabinet maker
www.polytec.com.au/mcgrath-foundation

polytec

www.polytec.com.au

p 1300 300 547

ISSUE: 12g



polytec offer an express sample service.

Visit www.polytec.com.au to order your free sample.

DECORATIVE
16mm doors & panels



DECORATIVE 16mm doors & panels

Kitchen cupboard doors and panels often cover the largest surface in your kitchen. To give your kitchen distinctive character, our Decorative 16mm range offers an extensive variety of colour and decorative finish options, including Texture, Matt, Ashgrain, Finegrain, Sheen, Woodmatt and the new Smooth range.

Add interest and style by mixing options from **polytec**'s colour palette with Decorative 16mm surface finishes.

Decorative 16mm doors and panels are designed to complement **polytec**'s product ranges including the new Benchtops & laminate colours. Edging options include a 1mm Square Edge, Bevel Edge, and the Aluminium Finger Pull door range. A minimalist handle design, these doors create modern aesthetics with clean flowing, architectural lines.

polytec's Decorative 16mm doors and panels deliver a quality appearance while retaining the practicality essential for the kitchen environment. Decorative 16mm doors and panels are durable, hygienic and made from low maintenance materials. Cleaning is generally as simple as wiping down the surface with warm, soapy water.

polytec makes it easy to continue your style throughout your home. Decorative 16mm doors and panels can be used in other joinery applications, from TV cabinets to bathroom vanities. Our range will complement and enhance any interior décor and allow for the chosen design to flow from one room to another.

polytec's latest Smooth finish is made to reflect a soft, painted finish with slight reflectance values, perfect for contemporary homes. The new Smooth finish enhances the importance of texture and feel with a range of solid, neutral colours that are grounding and calming.

The realistic Woodmatt finish from **polytec** offers a subtle woodgrain embossing with an overall matt surface to look and feel like a true veneer, setting a benchmark in Australian made door and panel manufacturing.


polytec are market leaders in the manufacture of glossy surfaces. Our Sheen range combines a smooth stunning finish with a medium level of gloss and an affordable price tag.

Choose the Matt finish for a fine textured surface or the Texture finish to achieve a traditional medium textured look. Mix and match your favourites to introduce modern colours with unique finishes to your kitchen design.

polytec Decorative 16mm doors and panels are Australian Made and come with a 7 year warranty, giving you peace of mind.



Pantry doors, panels and shelving in **DECORATIVE** 16mm Empire Oak Woodmatt.
 Doors, drawers and overhead cupboard doors in **DECORATIVE** 16mm Florentine Walnut Woodmatt.
 Breakfast bar, ceiling feature and kick in **LAMINATE** Florentine Walnut Woodmatt.



Available finishes Wm = Woodmatt

L indicates available in LAMINATE

polytec swatches and samples represent a small area of the overall colour structure. To view the large colour sample, visit www.polytec.com.au. Dark coloured surfaces will show fingerprints and require more care and maintenance than lighter coloured surfaces. It is recommended to test a product sample prior to colour selection.



Available finishes Wm = Woodmatt

L indicates available in LAMINATE

polytec swatches and samples represent a small area of the overall colour structure. To view the large colour sample, visit www.polytec.com.au. Dark coloured surfaces will show fingerprints and require more care and maintenance than lighter coloured surfaces. It is recommended to test a product sample prior to colour selection.




















Overhead cupboard doors and open shelving in **DECORATIVE** 16mm Boston Oak Woodmatt.
Bevel Edge drawers and bar panels in **DECORATIVE** 16mm Blossom White Matt.

Doors and panels in **DECORATIVE** 16mm Oasis Smooth.



Decorative 16mm range / Smooth timberprint & solid

 <div>Ochre Figured-WoodSm</div>	 <div>Gossamer WhiteSm</div>	 <div>Aston WhiteSm</div>	 <div>Elemental GreySm</div>	 <div>Mercurio GreySm</div>
 <div>Sienna Figured-WoodSm</div>	 <div>VerdelhoSm</div>	 <div>PallidoSm</div>	 <div>AgaveSm</div>	 <div>HabitatSm</div>
 <div>Onyx Figured-WoodSm</div>	 <div>OasisSm</div>	 <div>TopiarySm</div>	 <div>ForageSm</div>	 <div>AdriaticSm</div>
<p>polytec swatches and samples represent a small area of the overall colour structure. To view the large colour sample, visit www.polytec.com.au. Dark coloured surfaces will show fingerprints and require more care and maintenance than lighter coloured surfaces. It is recommended to test a product sample prior to colour selection.</p>				
			 <div>ArabicaSm</div>	 <div>BotanicSm</div>

polytec swatches and samples represent a small area of the overall colour structure.
To view the large colour sample, visit www.polytec.com.au.
Dark coloured surfaces will show fingerprints and require more care and maintenance than lighter coloured surfaces. It is recommended to test a product sample prior to colour selection.

Available finishes Sm = Smooth

























 indicates available in **LAMINATE**

 <div>L</div>	 <div>L</div>	 <div>L</div>	 <div>L</div>	 <div>L</div>	 <div>L</div>
Polar White M, S	Designer White T	Classic White M, T, S, A	Alabaster M, S	Whitewood M	Marni Lini M
 <div>L</div>	 <div>L</div>	 <div>L</div>	 <div>L</div>	 <div>L</div>	 <div>L</div>
White Cotton M	Parchment M	New Antique White M	Antique M	Café Cream M	Moss Grey M, S
 <div>L</div>	 <div>L</div>	 <div>L</div>	 <div>L</div>	 <div>L</div>	 <div>L</div>
Blossom White M, S	White Mist M, S	Porcelain M, S	Husk M	Greige M	Marina Grey M
 <div>L</div>	 <div>L</div>	 <div>L</div>	 <div>L</div>	 <div>L</div>	 <div>L</div>
Amaro M, S	Oyster Grey M	Avion Grey M	Stone Grey M, S	Strata Grey M, S	Taupe M

Available finishes M = Matt T = Texture S = Sheen A = Ashgrain

L indicates available in LAMINATE

polytec swatches and samples represent a small area of the overall colour structure. To view the large colour sample, visit www.polytec.com.au. Dark coloured surfaces will show fingerprints and require more care and maintenance than lighter coloured surfaces. It is recommended to test a product sample prior to colour selection.

 <div>L</div>	 <div>L</div>	 <div>L</div>	 <div>L</div>	 <div>L</div>	 <div>L</div>
Soft Walnut M	Crema Lini M	Tuross Oak M	Natural Oak M	Char Oak M	Canterbury Grey M
 <div>L</div>	 <div>L</div>	 <div>L</div>	 <div>L</div>	 <div>L</div>	 <div>L</div>
Malt M	Gesso Lini M	Prime Oak M	Tasmanian Oak M	Truffle Lini M, S	Ferro M
 <div>L</div>	 <div>L</div>	 <div>L</div>	 <div>L</div>	 <div>L</div>	 <div>L</div>
Tessuto Milan M	Maison Oak M	Notaio Walnut M	European Walnut M	Belgian Oak M	Cinder M
 <div>L</div>	 <div>L</div>	 <div>L</div>	 <div>L</div>	 <div>L</div>	 <div>L</div>
Rocco Lini M	Artisan Oak M	Combat Teak M	Jamaican Walnut M	Shannon Oak M	Black Wenge M

Available finishes M = Matt S = Sheen

L indicates available in LAMINATE

polytec swatches and samples represent a small area of the overall colour structure. To view the large colour sample, visit www.polytec.com.au. Dark coloured surfaces will show fingerprints and require more care and maintenance than lighter coloured surfaces. It is recommended to test a product sample prior to colour selection.



Doors, drawers and panels in **DECORATIVE 16mm Black Woodmatt**.
Study overhead in **DECORATIVE 16mm Polar White Matt**.
Tabletop, doors and panels in **DECORATIVE 16mm Black Woodmatt**.

Decorative 16mm range / timberprint, solid & abstract



polytec swatches and samples represent a small area of the overall colour structure.
To view the large colour sample, visit www.polytec.com.au.
Dark coloured surfaces will show fingerprints and require more care and maintenance than lighter coloured surfaces. It is recommended to test a product sample prior to colour selection.

Available finishes M = Matt T = Texture S = Sheen

L indicates available in LAMINATE



Decorative 16mm range / Metallic Leaf



The Metallic Leaf and shimmer ranges have inherent properties which may show directional lines, waves and colour variances.

polytec swatches and samples represent a small area of the overall colour structure. To view the large colour sample, visit www.polytec.com.au.

Dark coloured surfaces will show fingerprints and require more care and maintenance than lighter coloured surfaces.

It is recommended to test a product sample prior to colour selection.

Overhead doors in **DECORATIVE** 16mm Bronze Gold Leaf Matt.

Doors, drawers and panels in **DECORATIVE** 16mm Boston Oak Woodmatt.

Curved island panels in **LAMINATE** Boston Oak Woodmatt.

Available finishes **M** = Matt

L indicates available in **LAMINATE**

Square Edge door

The Square Edge Melamine door is manufactured with 1mm matching edgetape providing a contemporary look with outstanding long lasting quality. A sleek, minimal profile to create clean lines.



Cross Cut Grain
Boston Oak now available with optional end grain matching.



Avellino door

The Avellino door profile is a multi-piece door consisting of two 80mm vertical side rails and a horizontal centre panel, available in the Woodmatt range. Bringing a contemporary spin on the traditional European-style door with contrasting timber-grain direction, the Avellino door is perfect for kitchen cabinetry features and vanities.



Bevel Edge door

The Bevel Edge door profile provides a seamless minimalistic appearance without the need for handle hardware. Creating a clean profile with a finger pull edge, made for hardware free joinery designs.




Cross Cut Grain
Boston Oak now available with optional end grain matching.



Aluminium Finger Pull door

Available in Satin Aluminium and Black Anodised finish, the Aluminium Finger Pull profile features a 'J' shaped handle recessed along the edge of the door creating a streamlined handleless appearance. The Aluminium Finger Pull profile can be ordered with a matching or contrast insert to create a shadowline feature.



Doors, panels, drawers and open shelving in **DECORATIVE** 16mm Black Wenge Matt.
Doors in **DECORATIVE** 16mm Blossom White Matt.





Doors and panels in **DECORATIVE** 16mm Perugian Walnut Woodmatt.



ENVIRONMENT & SUSTAINABILITY

At **polytec**, sustainability is ingrained in the core of our business operations, products, and work practices. Our continual dedication to improving and appropriately managing the environmental impact of our products involves our commitment to steadfastly reducing our carbon footprint, minimising waste, optimising energy efficiency and integrating ethically sourced materials into our product ranges.

Our MDF and Particleboard are manufactured from managed and renewable plantation pine that has been Green Tag, Responsible Wood and PEFC certified. All **polytec** board products are manufactured from E0 or E1 substrates, with particleboard now made from a percentage of recycled wood material.

In our pursuit of responsible waste management, we implement various recycling programs encompassing aluminium, metals, used oils, and timber waste, which is repurposed into packaging, particleboard, and energy. We actively engage with local government environmental initiatives, subject ourselves to voluntary audits, and uphold our internal Energy and Carbon Management Policy (ECM), aligned with the Australian Government's Energy Efficiency Opportunities (EEO) program.

Our network of national facilities boasts over 53,000 solar panels, generating 15,238,000 kWh of renewable energy — equivalent to planting 7,377 trees and preventing the emission of 11,000 tonnes of CO2. The Oberon facility is Australia's largest rooftop solar system, with 27,000 panels spread across 8 hectares of rooftop.

In our ongoing commitment to sustainability, **polytec** continues to refine and enhance our practices to contribute to the establishment of a circular economy, fostering a better future for all.

polytec doors, panels and benchtops are certified Australian Made & Owned.

CARE & MAINTENANCE

polytec do not recommend the use of Decorative 16mm products in a sliding or non-fixed application (hinged) unless the use of a mechanical stabilising system is fitted. Decorative 16mm doors & panels are supplied with a protective film to protect the surface during installation. This film must be removed within three months of installation.

Your Decorative 16mm doors & panels are made from a Moisture Resistant Medium Density Fibreboard (MR MDF), but as with many wood based panels, they are not waterproof. Care should be taken to wipe up spills immediately, ensuring the doors are not exposed to high or continuous levels of moisture, steam and humidity.

Decorative 16mm doors & panels should be cleaned by wiping down with a damp soft cloth and warm soapy water. Followed by drying using a soft or microfibre cloth so as not to leave any residue on the door or panel. For more stubborn stains use a good quality streak free glass cleaner. Always ensure you refer to the recommendations provided by the manufacturer of the cleaning product before use.

By following these simple steps you should retain a beautiful kitchen surface for many years.

Visit www.polytec.com.au for specific care and cleaning information.

IMPORTANT

Darker colours will show superficial wear and tear more readily than lighter coloured surfaces and require more care and maintenance.

The colours and details shown in this brochure are to the highest standards in printing. However, they should only be used as an indication of actual product colour. To order your free colour sample visit www.polytec.com.au.

polytec swatches and samples represent a small area of the overall colour structure, to view a large colour sample or a full sheet design, visit www.polytec.com.au.

The use of our current samples gives the colour and finish that a customer would expect to receive. Samples are provided for colour and finish selection and **polytec** recommend testing a sample for fingerprint resistance and ease of cleaning. **polytec** does not guarantee exact colour matches across product ranges due to colour variation in each product group.

COMPLEMENTARY RANGES

- | | |
|---|--|
| DECORATIVE 18mm doors & panels | THERMOLAMINATED doors & panels |
| BENCHTOPS range | ALFRESCO & ALUMINIUM framed doors |
| XENOLITH premium solid coloured core | WARDROBE range |
| STECAWOOD prefinished decorative battens | 35mm ARCHITECTURAL doors |

COVER IMAGE: Doors and panels in **DECORATIVE** 16mm Oasis Smooth.